

# Friends and Family Test Results

July 2023

## 1. Our Service

Overall how was your experience of our service?

Very good	270
Good	40
Neither good nor poor	6
Poor	1
Very poor	4
Don't know	2
<b>Total</b>	<b>323</b>



## 2. Your Comments

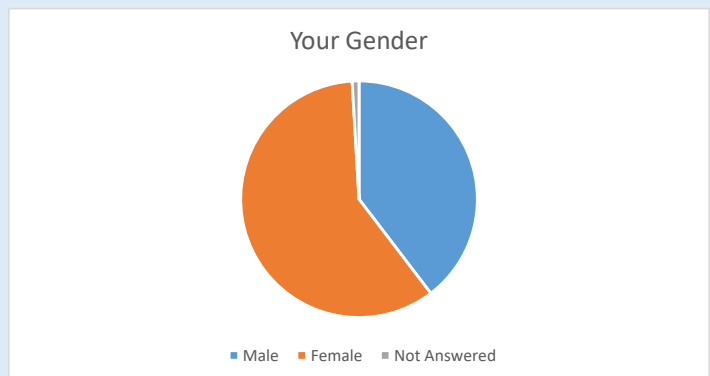
Please can you tell us why you gave your answer?

Please tell us about anything that we could have done better



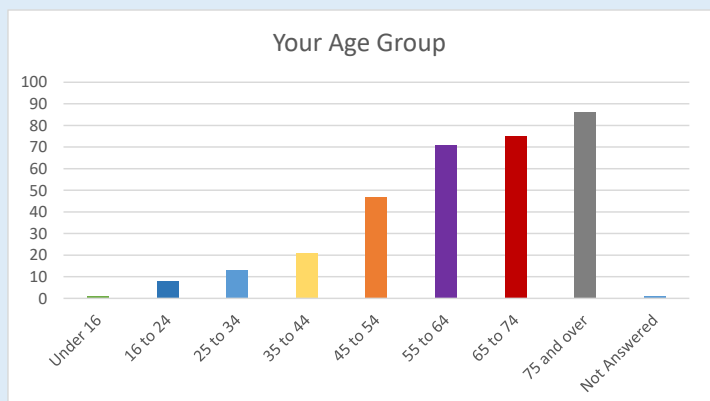
## 3. Your Gender

Male	128
Female	192
Not Answered	3
<b>Total</b>	<b>323</b>



## 4. Your Age Group

Under 16	1
16 to 24	8
25 to 34	13
35 to 44	21
45 to 54	47
55 to 64	71
65 to 74	75
75 and over	86
Not Answered	1
<b>Total</b>	<b>323</b>

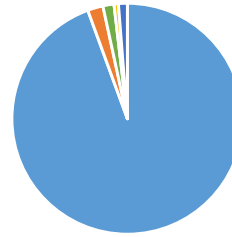


## 5. Your Ethnicity

White British	305
White Other European	7
Black, Black/British	5
Chinese, Chinese/British	2
Not Answered	4

**Total** 323

### Your Ethnicity



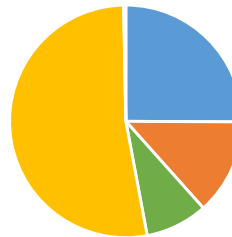
■ White British ■ White Other European ■ Black, Black/British  
■ Chinese, Chinese/British ■ Not Answered

## 6. Your Employment Status

Full Time Employment	81
Part Time Employment	43
Not Employed	28
Retired	170
Not Answered	1

**Total** 323

### Your Employment Status



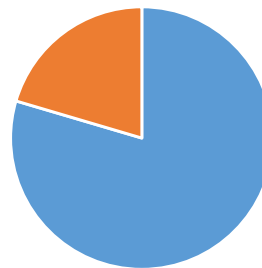
■ Full Time Employment ■ Part Time Employment ■ Not Employed  
■ Retired ■ Not Answered

## 7. Your Preference

We may Publish	257
We may not publish	66

**Total** 323

### Your Preference



■ We may Publish ■ We may not publish